

The perfect PDF editing tool



Neo

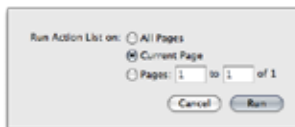
Neo is a highly productive and cost-effective editing and correction tool for multipage native PDF files. Source documents are often not available, so for last minute corrections there is only one solution: to edit the native PDF file as quickly as possible. Any user dealing with PDF will see Neo as a formidable asset in drastically reducing the approval and correction cycles, unavoidable in today's demanding prepress environments.

Highlights

- Native PDF Editor
- Fast and productive viewing and corrections
- Userfriendly and intuitive
- Fully Certified PDF Enabled
- Integrated with Odystar PDF native workflow
- Optional interactive trapping technology



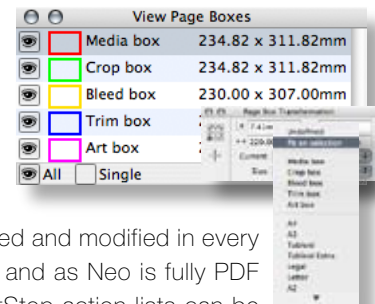
Accurate viewing and high performance editing



Neo provides true and uncompromising preview of the PDF file, exactly as it will be printed. To inspect the file in detail, Neo offers an unlimited zoom, fast switching to outline preview, viewing of separations, transparencies,

overprints, total area coverage, etc... Accurate measuring tools as well as an on-screen densitometer are available to quickly establish the dot percentages that will appear on plate.

In Neo, any object is easily accessible and editable. Its contents can be verified and modified in every possible way. Quickly change colors, add strokes, modify clip paths, fix page boxes, and as Neo is fully PDF 1.7 compliant, work with layers or even modify shadows and transparencies. Even PitStop action lists can be executed on the fly, allowing for extensive automated modifications to your multipage PDF file.



Full text access

Neo has a full-fledged text editor on board, working right on your native PDF file. Neo not only gives access to characters, words or text lines, but even paragraphs are recognized on the fly. As such, it becomes a snap to edit your text with paragraph reflow or change the justification. It is even possible to link different text blocks on the page together !



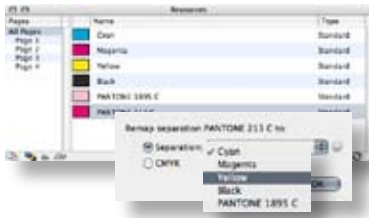
Transform objects - Edit images



In Neo, any object can be moved, scaled or rotated interactively or by numbers through the comprehensive transformation palette, even by using magnetism. By using the align tools, multiple objects can swiftly be aligned or distributed. Neo also offers the capability of using an image editing application to edit your image content. Saving the image simply transfers the modifications straight back into the PDF document in Neo. And if complete pictures need to be replaced, just select them in Neo, point to the new image or image version on disk, and the image appears straight in the PDF file again, maintaining position, scaling and rotation.



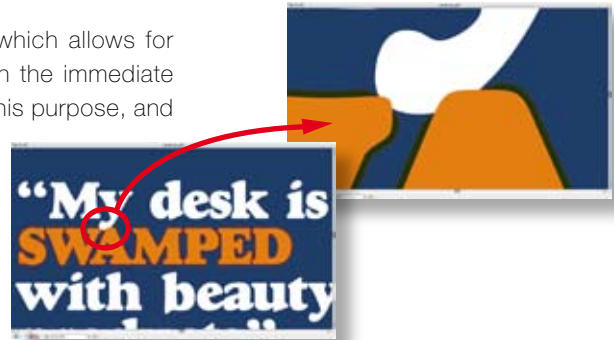
Document resources



With Neo, controlling your resources (separations, images and fonts) becomes easier than ever before. Add separations to your PDF document, convert separations to CMYK, or easily access images and fonts. Images can be converted using ICC profiles and even text content can be checked.

Interactive trapping

Neo also contains an optional interactive trapping module, which allows for comprehensive trapping of the objects on the page. Through the immediate visual feedback the operator can determine if the trapping fits his purpose, and make changes if required. If the file contains traps, the trapping module can be used to retrap objects after they have been edited. Complete objects can be trapped to the background or object to object trapping can be used.



Preflight and save as Certified PDF



After editing, Neo saves the edits back to the PDF file, only touching the modified objects. As such, even non-printing objects like metadata are kept in the PDF file. Whilst saving, the operator can choose to preflight his file with an Enfocus PDF profile, and even completely work within the Enfocus Certified PDF workflow. Neo will save all the modifications to a Certified PDF session in the PDF file, so all modifications can be tracked using the History palette in Neo or within PitStop Professional. Additionally, it is even possible to flatten the file, if transparencies are present.

Requirements: Neo is available as standalone application or in combination with the Odystar workflow. Neo runs on Mac OSX 10.4 or later. Minimum hardware: Mac with G5 processor, 1 GB RAM. Recommended hardware: MacIntel 2.0 Ghz, 2 GB RAM.